

Announcements

Volume XXXVIII- #11-November 2023

Official Publication Of The Adirondack A's Model A Ford Club

Winner of the MARC Newsletter Award of Excellence 1998-2019

Visit our website @ <http://adirondackas.org>

Hello Fellow Model A'ers

November 2023

The November & December Meetings are combined with the Christmas Party.

The **October Meeting** at Chuck & Jan Rowson's was another big success.

Where has this year gone?? Hope everyone will have a Great Thanksgiving and Christmas.

Sherry is recovering from open heart / triple bypass surgery on Oct. 31. It will at least 3 months before she is feeling good.

Magnetic club logos for our Model A's, have arrived.

The 10 inch magnetic logo is \$22 and the 4 inch stick on logo is \$1.00 and the magnetic logo with the 1 inch wide band of reflective material around our club logo is \$30.

Our Club's **40th anniversary** committee is Beth, Sue, Mike Vincent, Ryan and Jess Gulliksen. They will make recommendations on how to celebrate.

December 3 – Adirondack A's **Christmas Party**, Moscatiello's Italian restaurant
99 N Greenbush Rd. Troy NY.

PRE-PAYMENT ONLY!

By November 26, 2022

Price: \$42.00 per person

(Club Members will be refunded \$20 at the door)

Please make checks to the Adirondack A's

And mail checks to Sue Brignull 854 Main St. PO Box 211 Niverville NY 12130

Youth Program restoration; the restoration of our 1930 Yellow Coupe is on hold.

Sham; Look out, shammers are everywhere.

Thought of the Day; The biggest test of my patience throughout the entire pandemic was opening a plastic produce bag without licking my fingers.

Marv

ADIRONDACK A's MEETING OCTOBER 24, 2023

The meeting was held at Chuck and Jan Rowson's and was called to order by Vice President Bill VanDorn at at 7:30 PM with the Pledge of Allegiance.

Secretary report: Dave read off the minutes from the September meeting. A motion was made and passed to accept the report.

Treasurer report: Sue read off the treasurer report for the past month. A motion was made and passed to accept the report.

President's report: Old business:

Bob Nevins passed away. Tony Cavota's wife Karen also passed away this past month.

The new magnetic signs are in. Bonnie has them and they can be picked up after the meeting. 40th anniversary is coming up next year, The committee has been appointed. We are looking for ideas, Please help them out when needed.

The new PA system is here and appears to be working fine.

The new grill was purchased. Hank managed to work a deal and got the price down to \$212 from Cabella's. The old one is available for purchase less the tanks.

Hank discussed his TV interview and they are assisting us in finding a location for the youth program. Hank has also been receiving calls from people wanting to donate parts to the program.

Saratoga Battle Field tour was on Friday Sept.13th. Twelve members and two guests attended. Adirondack A's Christmas Party will be on December 3rd however the Dunhams Bay location is closed for the season. The new location is Moscatello's in North Greenbush. Beth read off the menu choices and members picked from the list. Price is \$42 per person. **Members** attending will receive \$20 back. The committee will provide desert. There will be a 50/50, a dollar tree raffle and scratch off tree, Send checks to Sue Brignull ASAP.

Bob Nevins service will be in January when family is home from college.

Calendars will be available at the Christmas party for those who ordered one.

Paul and Lindsey got a big "atta boy" from Todd Porter for delivering his Model A to him.

Tom and Beth have the note.

The Youth Program restoration of the yellow coupe is on hold until we find a location.

Marv advises to watch out for shams, don't be a victim.

New Business:

Mouse season is here, get your traps set.

Bill read off the birthdays for the month

50/50 was won by Steve Goldstein. He donated it back to the club.

Thanks to Chuck and Jan for hosting the meeting and the delicious food,

The meeting was adjourned at 8:10 PM, 29 members attended.

Respectfully submitted, Dave Mesick, Secretary



Adirondack A's

Christmas Party



Moscatiello's Italian restaurant
99 N Greenbush Rd. Troy NY 12180

Sunday, December 3 2023

Arrival 12 pm (noon) / Buffet Served 1:00

Buffet Lunch

Portabella Mushroom Ravioli, Meatballs and sausage, Veal Piccata, Shrimp Scampi and Chicken Parmigiana

House salad, Homemade Italian Bread

Coffee, Tea, Decaf, Soda, Ice Tea, and Lemonade

Dessert will a Sue & Beth & Mary Surprise

PRE-PAYMENT ONLY!

By November 26, 2022

Price: \$42.00 per person

(Club Members will be refunded \$20 at the door)

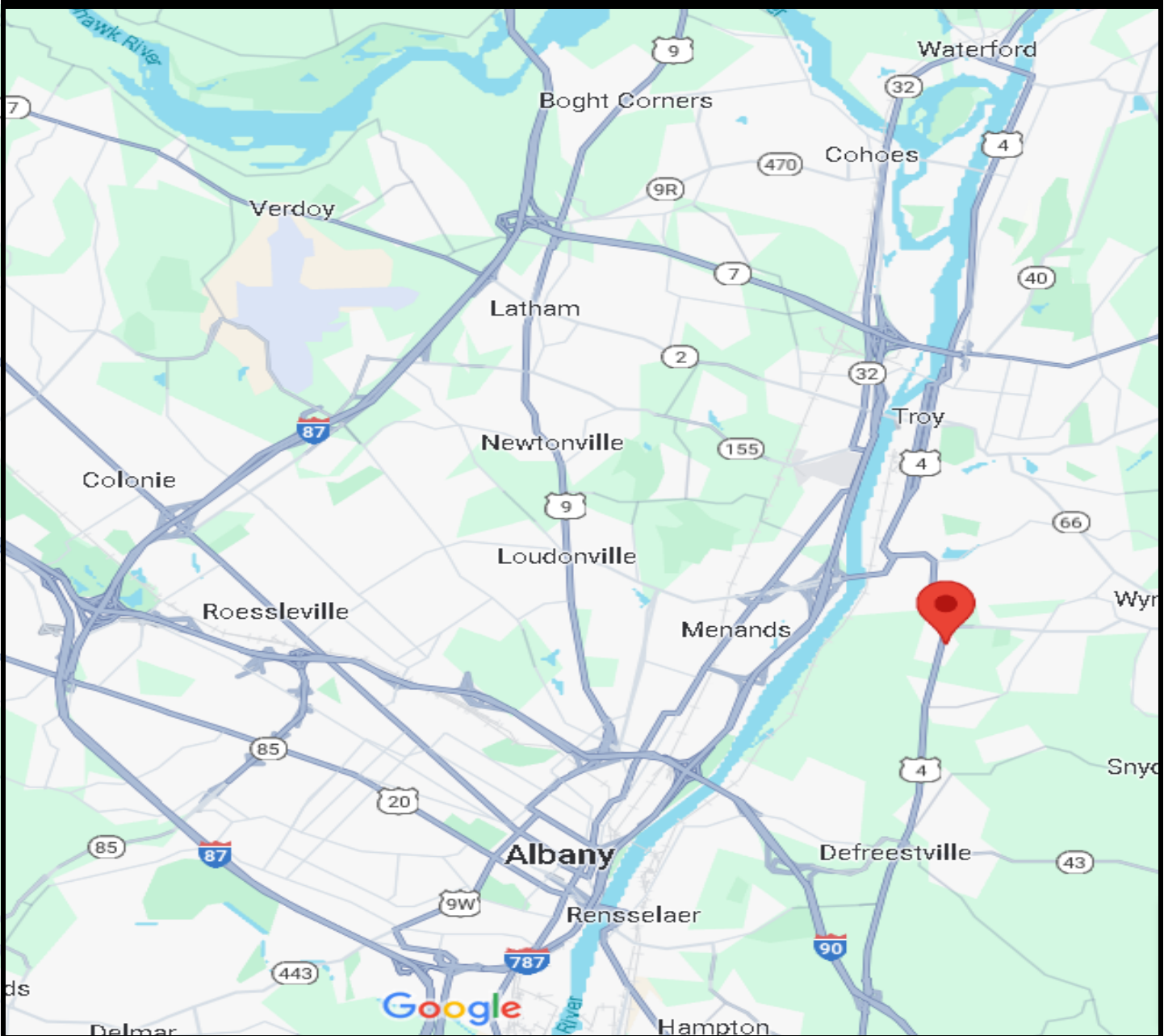
Please make checks to the "Adirondack A's"

And mail checks to Sue Brignull 854 Main St. PO Box 211 Niverville NY 12130



Moscatiello's Italian Restaurant

99 North Greenbush RD, Troy, NY



2023 Adirondack A's Events Schedule

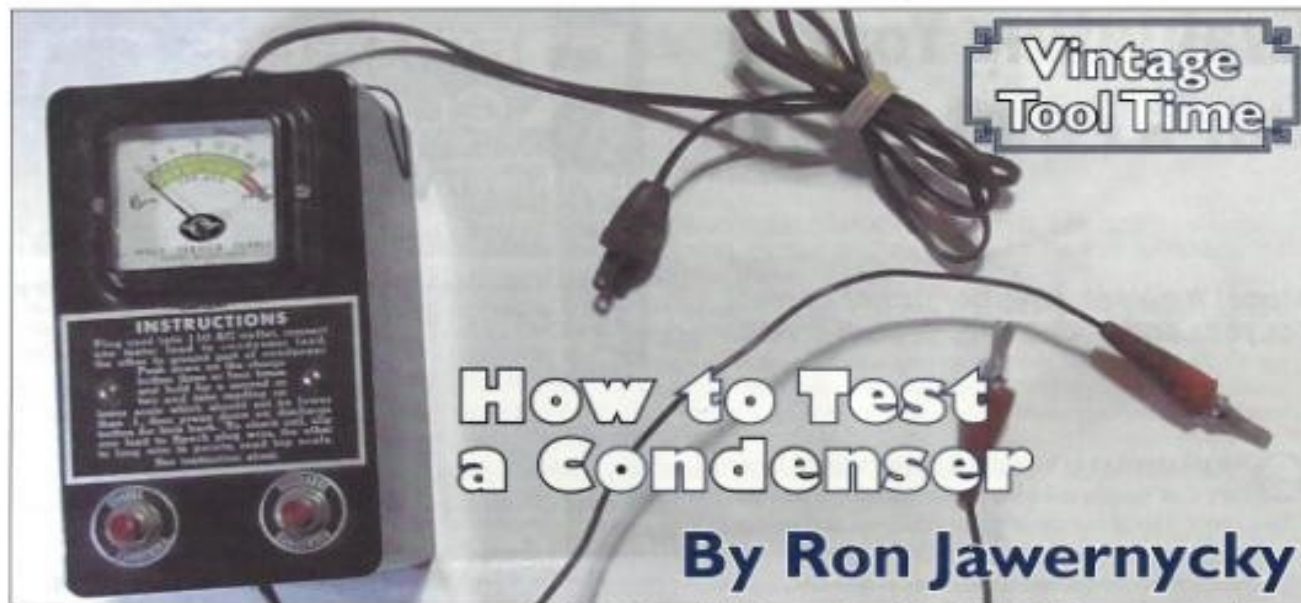
November 23 - Thanksgiving

November - Adirondack A's meeting – Merged with the Christmas Party

December 3 – Adirondack A's Christmas Party, Moscatiello's Italian restaurant, Troy

December 3 - Adirondack A's meeting – Merged with the Christmas Party

December 25 - Christmas



How to Test a Condenser

By Ron Jawernycky

1960s vintage Hills Service Supply Model 619-BB condenser/coil tester.



I enjoy collecting vintage automotive test equipment.

Recently I took a closer look at my condenser/coil tester. Made by Hills Service Supply, Rocky River, Ohio, it's their Model 619-BB, housed in a black Bakelite housing with two red push-button switches. While I've seen ones listed on eBay for around \$150, I paid \$20.

I think it was made in the 1960s. The button on the left, labeled *Charge Condenser* is used to initiate the test. The button on the right, labeled *Discharge Condenser*, is used to indicate the quality of the condenser.

Before we discuss testing a condenser, I will explain the misleading name. The term *condenser* came from an old idea that the unit condenses electricity or charge, like a condenser in an air-conditioning system.

Instead, a condenser is really a *capacitor* — a device that stores energy in an electrical field by collecting an

electric charge on two close metallic surfaces that are insulated from each other. It works like a battery in that it stores electrical energy, but can release it much quicker.

The condenser works in conjunction with the coil to produce a quick, high-voltage spark needed for ignition. When you have a defective condenser, you will get a weak spark and not all of the gasoline will ignite in the cylinders. Many years ago, my Model A had a defective condenser (which produced a weak spark), and I was unable to go over 20 mph.

To use the condenser/coil tester, first plug the tester into a 120-volt receptacle.

Next, connect the tester's two leads to the condenser. (To avoid a shock, don't touch the leads with your hands while pressing any of the buttons.) One lead connects to the center screw terminal, and the other to the condenser's outer terminal. It doesn't matter which terminal is connected to which lead.

Then the meter's *Test* button is pressed three or four times. While pressing the left button, the value in microfarads is displayed. (See photo above on facing page.) In this case, we see a value of .3 microfarad on the yellow scale.

Then, quickly press the right button, and the quality of the condenser





While pressing the left button, the value in microfarads is displayed, in this case a value of .3.

is shown on the meter by a swing of the meter. The needle actually slams up to the meter stop, then returns. This kick back indicates a good condenser.

When the condenser/capacitor is defective, the needle will not move or it will indicate a short in the red part of the scale.

When the *charge condenser* button is pressed, a charge of around 300 volts is placed upon the condenser. This is done three times or four times to ensure the condenser is fully charged. (All capacitors have a charging/discharging time constant. So one press of the button would not fully charge the condenser.)

From left to right the bottom scale on the meter is written "Cap MFD" (*capacitor microfarads*). This is for the value of capacitance that the condenser has. The scale is in yellow blocks, starting from the left: .1, .2, .25, .3, .4, .5, and *short*.

A good Model A condenser will display in the yellow scale and have a value of .2 to .3 MFD. But a shorted condenser will indicate in the red *short* part of the scale. From left to right, the top scale shows COIL WINDING and a scale of 0 to 20. (This article will not discuss testing the ignition coil.)

OTHER METHODS

Don't have a 1960s-vintage diagnostic instrument? There are other ways to test a condenser.

Connect a high quality VOM (*volt-ohm-milliamper*) meter (e.g., Fluke 111, or Fluke 87 111) (See photo below



left.) with a resistance range in the 20 *Meg ohms* range or preferably higher. The reading should indicate infinite ohms ∞ no resistance. If it indicates infinite or extremely high resistance, then the condenser is good; the higher the better.

As a condenser ages due to heat and usage, the insulation will begin to break down — and when measured with an ohm meter it will show a resistance. This leakage can be measured as a

resistance, and this indicates internal leakage — and a defective condenser. Any resistance is an indication of a faulty condenser.

Another method is to use a capacitance meter. (See photo at right.) This will not tell you if the condenser is good or bad; it will only display the value of the condenser in microfarads. A bad condenser can display a capacitance and still be defective.



As an experiment, a good condenser can be made to look and test bad. This is done by placing a resistor across the terminals of the known good condenser. (See photo below.) When this condenser is tested with a capacitance



meter, it will still have the same capacitance. But when tested with the condenser tester, it will show up as defective because the needle will not have kick back.

When tested with a DVM (digital volt meter), it will display a resistance — and any resistance indicates a defective condenser. This resistance simulates the loss as the condenser insulation breaks down. With this resistance, the condenser can't hold a charge and is useless in your Model A's ignition system.

In conclusion, a good condenser will have no resistance. This can be tested with either a coil/condenser tester (best method) or by using a quality DVM and measuring the resistance (should be infinite resistance) of the condenser. But a capacitance meter will not definitively indicate a good condenser. ☹


Ronald Jetoernycky of Farmington Hills, Michigan, bought his first Model A at age 16. An electrical engineer and inventor, he now drives a 1928 Tudor and a 1931 Slant Windshield Fordor.





Northeast
Antique Auto Parts
 760 Swaggertown Road
 Scotia NY, 12302
 (Town Of Chariton)

Marv Livingston
 Phone 518-399-7070




LAZZARO'S
AUTO BODY, INC.
Complete Collision Service
 INSURANCE CLAIMS & ESTIMATES • UMI-BODY REPAIR
24 Hour Towing: 477-0351
 60 Arch Street, Green Island, NY
273-6500 Fax: **272-5831**

BRATTONS ANTIQUE AUTO PARTS



1606 BACK ACRE CIRCLE
 MOUNT AIRY, MD 21771
 Order # **800 255-1929**
 Web: **brattons.com**

FREE 194 page illustrated MODEL A parts catalog
 Catalog contains 3,200 Model A parts with full
 descriptions and Picture of each part.
 Supplying Quality by using over 90% U.S. parts
 Serving the Model A restorer with parts since 1977




Gates Cemetery Monuments, Inc.
 Clifford R. Gates
 5048 State Route 9
 Chestertown, NY 12817
 Phone 518-623-2313
 1-800-630-2480
 GRANITE MONUMENTS • CLEANING
 BRONZE PLAQUES • LETTERING
 Visa & Master Card Accepted



PO Box 278
 East Schodack, NY 12063

call **518-477-6725**

Email: **AI@GoDevilGarage.com**



K.C.E. ENTERPRISES
 ANTIQUE AUTO ENTHUSIAST
 BUYING, SELLING CARS AND PARTS
 DEALER IN RESTORATION PRODUCTS

BILL HIRSCH PRODUCTS <small>RESTORATION</small> VHT SPRAY PAINT	KEVIN C. ELMS 380 Reynolds Road Fort Edward, NY 12828 (518) 792-8702 kccenterprises@yahoo.com
---	---

Mike's "A" Ford-able Parts

Mike Butcher



124 Model A Drive, Maysville, GA 30558
 email: **mike@mikes-afordable.com** - **www.mikes-afordable.com**
 Fax: 706 652 2492 - Phone: 706 652 3866
 1 888 TRY MIKE (879 6453)

The World's Largest Selection of 1909-31 Ford Parts



Snyder's
ANTIQUÉ AUTO PARTS
 12925 Woodworth Rd. • New Springfield, OH 44443
Toll Free Ordering (888) 262-5712
 or FAX (888) 262-5713
 Order On-Line @ **www.snydersantiqueauto.com**



FREE Fully Illustrated CATALOG
 \$10.00 outside the U.S., Canada, & Mexico

WWW.MICHELLEVARA.COM

Ballard Road Art Studio Gallery

Hand Lettering – Airbrush – Sculpture
Welding – Fabrication

518-587-8706

Wilton NY

Morgan Stanley

WEALTH MANAGEMENT

Daniel J. Grasmeder, CFP®
 CERTIFIED FINANCIAL PLANNER™
 Producing Branch Manager
 Financial Advisor
 NMLS #1273083

DanielJ.Grasmeder@morganstanley.com
advisor.morganstanley.com/the-table-rock-group

The Table Rock Group

86 Glen St., 3rd Fl.
 Glens Falls, NY 12801

tel 518 793 4181
 fax 518 793 7046
 toll free 800 526 1866



Adirondack A's Model A Ford Club

PO Box 1246, Clifton Park NY 12065

Founded in 1984, the Adirondack A's Model A Ford Club is dedicated to the restoration, preservation, and general enjoyment of the 1928 through 1931 Model A Ford.

2023 Club Officers & Committee Chairmen

President	Marv Livingston	518-399-7070	modelamarv@nycap.rr.com
Vice President	Bill VanDorn	518-882-9729	wvandornsr@nycap.rr.com
Secretary	Dave Mesick	518-470-5761	dmesick@nycap.rr.com
Treasurer	Sue Brignull	518-229-5713	suebrignull@yahoo.com
Newsletter Editor	Joe Farina	518-399-1238	mcfarina45@yahoo.com
Sunshine Chairman	Nancy Sangster	518-399-3642	rsangster@nycap.rr.com
Club Video Library	Woody Sloat	518-928-4242	dsloat8145@aol.com
Club Librarian	Frank Spor	518-895-8278	handymanfrank@juno.com
50/50 Club Chairman	Tom Utting	518-924-2550	cookieandtom288@yahoo.com
Christmas Party Chairman	Beth Keehan, Sue Brignull, Mary Goldstein	518-399-3115	bethkeehan1@nycap.rr.com
Website—Webmaster	Bill Gorman	518-587-9545	wgorman@nycap.rr.com
Youth Program Director	Hank Ashton	518-792-2517	hshazmat@roadrunner.com
National Club Coordinator	Dave Mesick	518-470-5761	dmesick@nycap.rr.com

Club dues are \$20.00 per year for club members and \$25 for 1st year members and \$35.00 per year for Business Sponsors. Sponsors are entitled to have their business cards displayed in A'nnouncements for a period of one year. Membership checks should be made payable to the Adirondack A's and mailed to: Bill VanDorn, 5526 Lake Rd, Galway, NY 12074. Business meetings are held at 7:30 pm the fourth Tuesday of each month at the Elks Lodge at 2455 Macelroy Road in Clifton Park. The National Award Winning, Adirondack A's newsletter, A'nnouncements is published monthly and is mailed to each paid member. A newsletter will also be mailed free of charge to any other chapter in exchange for their newsletter.

Leads and Needs classified ads are published free of charge to all club members in good standing. The Editor of A'nnouncements and The Adirondack A's assume no responsibility for the accuracy of the material, dates, places, prices, etc. contained in this newsletter. Permission to reproduce any part of this newsletter is granted, providing credit is given to the Adirondack A's.

A'nnouncements welcome any articles or information associated with the Model A Ford that is suitable for publishing. Please submit material to the Editor of A'nnouncements, Joe Farina, 2826 West Glenville RD. Amsterdam, NY 12010 or e-mail to mcfarina45@yahoo.com.

The club is affiliated as a chapter, with both national Model A Ford organizations.

MAFCA Website

<http://www.mafca.com/>
Model A Ford Club of America
250 Cypress Street
LaHabra, CA 90631

Adirondack A's

<http://adirondackas.org>
Visit the Adirondack A's website

MARC Website

<http://www.modelaford.org>
Model A Restorers Club (MARC).
6721 Merriman Road
Garden City, MI 48135

Leads & Needs

Advertize for Free

Contact Joe Farina 518-399-1238 or mcfarina45@yahoo.com

For Sales: 1931 Model A Tudor.
Excellent condition with many new parts.
For information contact Beth and Tom Keehan
518-399-3115 asking \$14,500



For Sale : Model A motor – short block, rebuilt, \$2,000.
Contact Larry Estill, PH# 518-664-6236

For Sale : 1928 (Woodie) Station Wagon.
Bob (Termite) Nevin's car. Excellent condition,
If you are interested, please call Carol on 518-495-0679

Needed: 28-29 Fluted Headlight Lense . Also could use a 29-31 later one .
Call Stephen at 518-893-7986

For Sale : 1928 – 1929 CLOSED CAB PICKUP
Ray Lyon Lchazz38@aol.com 518-813-1976

For Sale: Your advertisement could be here!

For Sale: 1930 Ford Radiator Grille Shell - Good Condition - minor dents
that are repairable - \$100. Contact Woody Sloat 518-928-4242 or

For Sale : Restored 1929 Ford Closed Cab Pickup Truck.
Grey with black fenders. New upholstery, & pickup box. Engine runs great.
Asking \$16,995.00 Call Harry Ziegler (518)696-2102